



EDUCATIONAL APPROACHES: CHOICES

HOMESCHOOL ROADMAP

WORKBOOK **2**

EDUCATIONAL APPROACHES: CHOICES

© Palmetto Independent Educators

This workbook may be copied or forwarded electronically, provided proper credit is given, and the workbook is not modified. This workbook may not be sold for profit or as part of any commercial endeavor without the written consent of Palmetto Independent Educators.

Disclaimer: For Informational Purposes Only

This resource is provided for informational purposes only. While we have made every effort to ensure the accuracy and reliability of the information contained herein, it is not a substitute for professional advice when such guidance is necessary or personal judgment when decisions are to be made.

Your use of the information in this resource is entirely your decision, and you bear sole responsibility for any actions or decisions based on the content presented. We make no warranties or representations regarding the suitability, completeness, or accuracy of the material for any specific purpose.

This disclaimer applies each time you access or use this resource. By doing so, you acknowledge and agree to the terms and conditions outlined herein. If you do not agree with these terms, we kindly request that you refrain from using this resource for any purpose.

Purpose of this Resource:

This instructional resource is designed for parents considering homeschooling, with the aim of providing them with essential knowledge and skills required for a successful transition to home-based education. It is designed to serve as a comprehensive guide, offering insights into curriculum selection, teaching techniques, legal obligations, as well as the psychological and social aspects of homeschooling.

Our primary goal is to empower parents by equipping them with the necessary tools to create a nurturing and enriching learning environment tailored to their child's unique needs and interests. By providing parents with the requisite information and strategies, these training materials foster self-assurance and competence, enabling them to embark on their homeschooling journey with enthusiasm and the capacity to deliver a high-quality education for their children.

Accessing Additional Resources

For access to the workbook, answer key, and supplementary resources such as videos and links, please visit our website at the following URL: <https://palmettoindependenteducators.com>



P.O. Box 2475 Aiken, SC 29802
Phone: (803) 649-2415
Fax: (803) 643-1843
admin@homeschoolingwithpie.org
palmettoindependenteducators.com



Contents

Lesson One: The Charlotte Mason Approach	6
Unlocking the Charlotte Mason Method of Homeschool Education	6
1. Understanding Charlotte Mason	6
2. Emphasis on Literature and the Outdoors	6
3. Narration and Copy Work	6
4. Nature Study and Fine Arts	6
5. Minimal Teacher Instruction	7
6. Assessment through Discussion	7
7. Family-Oriented Approach	7
8. Resources and Support	7
Questions Related to Lesson One, the Charlotte Mason Approach.....	7
Answers Key: Lesson One.....	8
Notes Section	8
Lesson Two: The Classical Approach	9
1. Introduction to Homeschooling Philosophy.....	9
2. Classical Approach Overview	9
3. The Trivium Learning Levels	9
4. Latin as a Unique Element.....	10
5. History's Detailed Timeline	10
6. Resources for Further Exploration	10
Questions Related to Lesson Two, the Classical Approach	11
Answers Key: Lesson Two.....	12
Notes Section	12
Lesson Three: The Eclectic Approach.....	13
Embracing the Eclectic Approach to Homeschooling	13
Understanding Eclectic Homeschooling.....	13
Homeschooling as Inherently Eclectic.....	13
Examples of Eclectic Approaches	13
Cathy Duffy's Insights	13
Steps to Implementing an Eclectic Approach.....	14
Questions related to Lesson Three, the Eclectic Approach.....	14
Answers Key: Lesson Three	15



Notes Section	15
Lesson Four: The Montessori Approach	17
Exploring the Montessori Method: Fostering Independence and Lifelong Learning	17
Observation and Hands-On Learning	17
Key Components of Montessori Method.....	17
Materials for Learning.....	18
Questions Related to Lesson Four, the Montessori Approach.....	18
Answers Key: Lesson Four.....	19
Notes Section	20
Lesson Five: The Principle Approach	21
Exploring the Principle Approach: A Path to Christian Education and Living.....	21
Bedrock Principles that Set the Principle Approach apart.....	21
The Principle Approach Notebook Method "the 4 Rs"	22
Each Notebook Reflects a Unique Individuality:.....	22
Advantages of the Principle Approach:.....	22
Before adopting the Principle Approach, individuals should consider several questions	22
Questions Related to Lesson Five, the Principle Approach.....	23
Answers Key: Lesson Five.....	23
Notes Section	24
Lesson Six: Project-Based Learning	25
The Real Deal: Project-Based Learning for Kids	25
Questions Related to Lesson Six, Project-Based Learning.....	26
Answers Key: Lesson Six.....	27
Notes Section	27
Lesson Seven: Thomas Jefferson Education	28
Unlocking the Essence of TJEd: A Guide to Transformational Education.....	28
Questions Related to Lesson Seven, Thomas Jefferson Education	29
Answers Key: Lesson Seven.....	30
Notes Section	30
Lesson Eight: Traditional Textbook.....	31
A New Perspective on Homeschooling Moving Beyond the Traditional Textbook Approach.....	31
Considerations Before Choosing the Traditional Textbook Approach:.....	31
Advantages of the Textbook/Worktext Approach:.....	31



Disadvantages of the Textbook/Worktext Approach:	32
Conclusion:.....	32
Questions Related to Lesson Eight, the Traditional Textbook Approach	32
Answers Key: Lesson Eight	33
Notes Section	34
Lesson Nine: Unit Studies	35
The Unit Study Approach: A Holistic Learning Adventure	35
Step 1: Choosing a Theme or Topic.....	35
Step 2: Integrating Multiple Subjects.....	35
Step 3: Prepared Curriculum vs. DIY	35
Step 4: Self-Assessment	35
Strengths of the Unit Study Approach	36
Weaknesses of the Unit Study Approach.....	36
Questions related to Lesson Nine, the Unit Study Approach.....	36
Answers Key: Lesson Nine.....	37
Notes Section	38
Lesson Ten: The Unschooling Approach.....	39
Exploring the Unschooling Approach: Nurturing Natural Learning	39
The Essence of Unschooling.....	39
Strengths of Unschooling.....	39
Weaknesses of Unschooling.....	40
Questions Related to Lesson Ten, the Unschooling Approach.....	40
Answers Key: Lesson Ten.....	41
Notes Section	42
Lesson Eleven: The Waldorf Approach	43
Exploring the Waldorf Style of Homeschooling: A Guide to its Unique Approach	43
1. Embracing Nature and the Arts.....	43
2. Imaginative Play and Early Years	43
3. Teacher-Directed Learning with Active Participation.....	43
4. Main Lessons and Thematic Studies	43
5. Curriculum and Resources	43
6. Integration of Themes.....	44
7. The Waldorf Main Lesson.....	44



Questions Related to Lesson Eleven, the Waldorf Approach..... 44
Answers Key: Lesson Eleven..... 45
Notes Section 45

Deuteronomy 6:7 KJV

And thou shalt teach them diligently unto thy children, and shalt talk of them when thou sittest in thine house, and when thou walkest by the way, and when thou liest down, and when thou risest up.



Within this workbook, we delve into eleven distinct educational methodologies. These encompass the philosophies of Charlotte Mason, Classical, Eclectic, Montessori, Principle Approach, Project-Based Learning, Traditional Textbook, Unit Studies, Unschooling, and Waldorf, each presenting a diverse range of homeschooling strategies.

Lesson One:

The Charlotte Mason Approach

UNLOCKING THE CHARLOTTE MASON METHOD OF HOMESCHOOL EDUCATION

In the world of homeschooling, there are various teaching philosophies and methods available to parents, each with its unique approach to education. One such method is the Charlotte Mason method, which has been gaining popularity in recent years for its holistic and literature-focused approach to teaching. The following provides an overview of the Charlotte Mason Approach.



1. UNDERSTANDING CHARLOTTE MASON

Charlotte Mason, a British teacher and writer from the late 1800s, believed that education should encompass the whole person. She divided education into three key areas: atmosphere, discipline, and life.

- **Atmosphere:** This refers to the environment in which students learn. Creating a nurturing and inspiring atmosphere is essential for effective education.
- **Discipline:** Charlotte Mason emphasized the development of good habits and character in students.
- **Life:** This aspect pertains to academics and intellectual growth.

2. EMPHASIS ON LITERATURE AND THE OUTDOORS

- Good literature is a cornerstone of the Charlotte Mason method. Living books, written by passionate authors, are favored over textbooks.
- Students are encouraged to spend plenty of time outdoors, observing and connecting with nature, fostering a deeper appreciation for the environment.

3. NARRATION AND COPY WORK

- Narration involves students reading or listening to something and then retelling it in their own words, promoting clear expression and public speaking skills.
- Copy work helps students improve their handwriting by copying passages from great literature.

4. NATURE STUDY AND FINE ARTS

- Students engage in extensive outdoor nature study to foster a strong connection with the natural world.
- Exposure to fine arts, including famous composers and artists, enriches their cultural education.



5. MINIMAL TEACHER INSTRUCTION

- Instead of constant teacher or parental instruction, the Charlotte Mason method encourages students to explore and learn independently.
- Students are trusted with the freedom to discover and understand topics on their own.

6. ASSESSMENT THROUGH DISCUSSION

- The method does not rely on traditional tests or grades.
- Assessment is achieved through meaningful discussions where students explain what they've learned, ensuring true comprehension.

7. FAMILY-ORIENTED APPROACH

- The Charlotte Mason method is not based on grade levels, making it suitable for families with children of varying ages.
- Families can learn together, fostering a sense of unity and shared experiences.

8. RESOURCES AND SUPPORT

- To implement this method successfully, parents can access resources like the simplycharlottemason.com website.
- Online communities and Facebook groups offer support and a platform for sharing ideas with like-minded homeschooling parents.

In conclusion, the Charlotte Mason method is a refreshing and holistic approach to homeschooling that places a strong emphasis on literature, nature, and self-directed learning. It encourages children to explore the world around them, develop good habits, and appreciate the beauty of knowledge. If you're considering homeschooling or looking for a new approach, the Charlotte Mason method is certainly worth exploring.

QUESTIONS RELATED TO LESSON ONE, THE CHARLOTTE MASON APPROACH

Q1: What are the three key areas of education according to Charlotte Mason's approach?

Q2: Why is literature given importance in the Charlotte Mason method?

Q3: How does narration contribute to students' learning in the Charlotte Mason method?

Q4: What role do nature study and fine arts play in the Charlotte Mason method?



Q5: How does the Charlotte Mason method assess students' progress?

Questions and answer keys are intended to assist parents and individuals contemplating homeschooling in gaining a deeper comprehension of the crucial measures and factors essential to the homeschooling journey.

ANSWERS KEY: LESSON ONE

A1: The three key areas of education according to Charlotte Mason are atmosphere, discipline, and life. Atmosphere refers to the learning environment, discipline emphasizes the development of good habits and character, while life pertains to academics and intellectual growth.

A2: Literature is highly valued in the Charlotte Mason method because living books, written by passionate authors, are favored over textbooks. They provide a richer and more engaging learning experience.

A3: Narration in the Charlotte Mason method involves students reading or listening to something and then retelling it in their own words. This practice promotes clear expression and enhances public speaking skills.

A4: Nature study and exposure to fine arts are crucial components of the Charlotte Mason method. Nature study fosters a strong connection with the natural world, while exposure to fine arts enriches cultural education.

A5: Assessment in the Charlotte Mason method is achieved through meaningful discussions where students explain what they've learned, rather than relying on traditional tests or grades. This ensures a deeper comprehension of the material.

NOTES SECTION



Within this workbook, we delve into eleven distinct educational methodologies. These encompass the philosophies of Charlotte Mason, Classical, Eclectic, Montessori, Principle Approach, Project-Based Learning, Traditional Textbook, Unit Studies, Unschooling, and Waldorf, each presenting a diverse range of homeschooling strategies.

Lesson Two: The Classical Approach

EXPLORING THE CLASSICAL APPROACH TO HOMESCHOOLING

Within the expansive realm of homeschooling, parents frequently embark on a quest to discover the ideal educational philosophy that harmonizes with their principles and caters to their children's educational requirements. In this segment, we explore one of the eleven primary educational approaches for homeschooling:



the classical methodology. This approach draws its inspiration from the educational systems of ancient Greece and Rome, offering a distinct viewpoint on nurturing young intellectuals.

1. INTRODUCTION TO HOMESCHOOLING PHILOSOPHY

- Homeschooling encompasses diverse educational methods, emphasizing the importance of parents harmonizing their teaching principles with both their values and their children's requirements.
- Recognizing and embracing one's teaching philosophy proves advantageous when it comes to making informed choices in curriculum and resource selection.

2. CLASSICAL APPROACH OVERVIEW

- The Classical Approach dates back over 2,000 years to the Greek and Roman civilizations.
- This approach places a strong emphasis on the pursuit of truth, goodness, and beauty through the study of liberal arts and great books.

3. THE TRIVIUM LEARNING LEVELS

Classical education divides learning into three stages known as the trivium.

- **The Grammar Stage (Ages 4-8):** Students memorize basic facts, terms, and vocabulary through repetition and memorization. Chants and songs are used to facilitate this process.
- **The Logic Stage (Ages 9-12):** Students begin to question and understand the logic behind the facts they've learned. They delve into structured writing and scientific method while developing critical thinking skills.
- **The Rhetoric Stage (High School):** Building on the previous stages, students use their knowledge and logical thinking skills to pursue subjects of interest independently.



4. LATIN AS A UNIQUE ELEMENT

One distinguishing feature of the classical approach is the inclusion of Latin, which helps students develop critical thinking and learning skills rather than focusing solely on what to know.

5. HISTORY'S DETAILED TIMELINE

The classical approach offers a comprehensive timeline for history, enabling students to develop a clear understanding of the world's historical events and their country's history.

6. RESOURCES FOR FURTHER EXPLORATION

Exploring the classical approach can encompass various fields of study, from philosophy to literature, art, music, and more. Here are some recommended resources and approaches to delve deeper into the classical tradition:

1. **Read Classical Texts:** Start with foundational texts from ancient Greece and Rome, such as the works of Plato, Aristotle, Homer, Virgil, and Cicero. Consider reading them in translation if you're not familiar with classical languages.
2. **Study Classical Philosophy:** Dive into classical philosophy through courses, books, and lectures. Consider works by scholars like Plato, Aristotle, and Stoic philosophers. Also, explore modern interpretations of classical philosophy by scholars like Martha Nussbaum, Pierre Hadot, and Alain de Botton.
3. **Art and Architecture:** Explore classical art and architecture through books, documentaries, and museum visits. Learn about famous artists like Phidias, Praxiteles, and architects like Vitruvius. Courses on art history can be beneficial.
4. **Classical Literature:** Explore classical literature beyond Greek and Roman texts, including works by authors like Dante, Milton, and Goethe. Analyze how they were influenced by classical literature.
5. **Classical Music:** Discover classical music, particularly compositions influenced by the classical tradition. Start with the works of composers like Mozart, Beethoven, and Bach.
6. **Academic Courses and Online Learning:** Enroll in college courses or explore online platforms like Coursera, edX, and Khan Academy. These platforms offer a wide range of courses on classical topics.
7. **Visit Museums and Historical Sites:** If possible, visit museums, archaeological sites, and classical historical sites. Experiencing classical artifacts and ruins can provide a deeper connection to the past.
8. **Read Secondary Literature:** There are numerous books and articles written by scholars that provide in-depth analyses and interpretations of classical works and their impact on modern thought and culture. Look for books by classicists like Edith Hamilton or contemporary scholars.
9. **Language Study:** Consider learning classical languages like Ancient Greek or Latin. Understanding these languages can open up direct access to classical texts and their nuances.



Remember that the classical approach is a vast and rich tradition, so there are many paths you can take. Choose the aspects that interest you the most and gradually expand your exploration from there.

Some additional resources are:

- The website welltrainedmind.com provides articles and books about classical education, including "The Well-Trained Mind" by Susan Wise Bauer, offering an excellent overview of classical education.
- "The Story of the World," also by Susan Wise Bauer, is recommended as a history curriculum written in a story format to make history engaging and vivid.
- The [Classical Academic Press](http://ClassicalAcademicPress.com) offers a wealth of articles, information, and resources for those interested in the classical style.

In conclusion, the classical approach to homeschooling, rooted in ancient traditions, offers a comprehensive and structured framework for educating children. It emphasizes the pursuit of truth, logical thinking, and a deep understanding of history. For parents seeking a well-rounded education that goes beyond mere memorization, the classical approach may provide an excellent foundation for their homeschooling journey.

QUESTIONS RELATED TO LESSON TWO, THE CLASSICAL APPROACH

Q1: What is the significance of harmonizing teaching principles in homeschooling?

Q2: How far back does the Classical Approach in homeschooling trace its origins?

Q3: What are the distinctive stages of the trivium in Classical Education?

Q4: What role does the study of Latin play in the Classical Approach?

Q5: How does the Classical Approach aid in understanding historical events?

Questions and answer keys are intended to assist parents and individuals contemplating homeschooling in gaining a deeper comprehension of the crucial measures and factors essential to the homeschooling journey.



ANSWERS KEY: LESSON TWO

A1: Homeschooling emphasizes aligning teaching methods with both parental values and children's educational needs, aiding in informed curriculum and resource selection.

A2: The Classical Approach in homeschooling dates over 2,000 years back to ancient Greek and Roman civilizations.

A3: The trivium comprises three stages: the Grammar Stage (Ages 4-8), focusing on basic memorization; the Logic Stage (Ages 9-12), centered on critical thinking and understanding; and the Rhetoric Stage (High School), which encourages independent pursuit of interests.

A4: The study of Latin in the Classical Approach helps develop critical thinking and learning skills rather than solely focusing on factual knowledge.

A5: The Classical Approach provides a comprehensive historical timeline, facilitating a clearer understanding of world events and one's country's history, contributing to a robust historical perspective.

NOTES SECTION

You are:



Within this workbook, we delve into eleven distinct educational methodologies. These encompass the philosophies of Charlotte Mason, Classical, Eclectic, Montessori, Principle Approach, Project-Based Learning, Traditional Textbook, Unit Studies, Unschooling, and Waldorf, each presenting a diverse range of homeschooling strategies.

Lesson Three:

The Eclectic Approach

EMBRACING THE ECLECTIC APPROACH TO HOMESCHOOLING

Homeschooling is an educational journey that is inherently unique to each family, tailored to their goals, needs, and interests. It's a journey where parents have the flexibility and freedom to craft an individualized learning experience for their children. One approach that mirrors this adaptability and embraces diversity in education is the eclectic approach.



UNDERSTANDING ECLECTIC HOMESCHOOLING

The term "eclectic" is defined as deriving ideas, styles, or tastes from a broad and diverse range of sources. In the context of homeschooling, it means combining elements from various educational methods, doctrines, and styles to create a personalized homeschool program.

HOMESCHOOLING AS INHERENTLY ECLECTIC

Homeschooling, by its very nature, is eclectic because it allows families to draw inspiration from various sources. Unlike traditional public or private schools, homeschoolers have the freedom to choose what works best for them.

EXAMPLES OF ECLECTIC APPROACHES

Families following the eclectic approach might primarily base their program on a particular method, such as the Principle Approach, Classical Approach, or Montessori Approach.

However, they may choose to use a textbook-based approach for subjects like math and science.

The key is flexibility and customization to meet the specific needs and preferences of the family and each child.

CATHY DUFFY'S INSIGHTS

- Renowned homeschool curriculum expert Cathy Duffy suggests that eclectic homeschooling is about combining the best ideas that work for a family.
- She emphasizes that eclectic homeschooling often requires more from parents and is best suited for those with some experience and confidence.
- Many homeschoolers start with a traditional program or unit study before transitioning into a more eclectic approach.



STEPS TO IMPLEMENTING AN ECLECTIC APPROACH

- **Define Your Philosophy:** Begin by understanding your philosophy of education and what it means to you. Your educational beliefs will serve as a compass in selecting diverse elements for your homeschool program.
- **Research Various Approaches:** Explore different educational approaches, aligning them with your philosophy to determine what resonates with your family's values and goals.
- **Curriculum Research:** Investigate curricula that match your family's objectives, needs, and interests. Select materials that align with your chosen approaches.
- **Child-Centric Approach:** Observe your child to identify their unique learning style. Tailor your eclectic program to accommodate their individual needs and preferences.
- **Customized Record-Keeping:** Create a record-keeping system that mirrors your personalized educational plan. This ensures you can track your child's progress effectively.

The eclectic approach to homeschooling offers the freedom to select the best from a diverse range of educational resources, philosophies, and methods. It empowers parents to craft a curriculum that is not confined to a single approach but rather embraces the richness of varied educational ideas. Whether you are a seasoned homeschooler or just starting, the eclectic approach allows you to shape a unique and fulfilling educational journey for your family.

QUESTIONS RELATED TO LESSON THREE, THE ECLECTIC APPROACH

Q1: What is the eclectic approach in homeschooling?

Q2: Why is homeschooling considered inherently eclectic?

Q3: How does Cathy Duffy describe eclectic homeschooling?

Q4: What are the steps involved in implementing an eclectic approach to homeschooling?

Q5: What is the key principle behind the eclectic approach to homeschooling?

Questions and answer keys are intended to assist parents and individuals contemplating homeschooling in gaining a deeper comprehension of the crucial measures and factors essential to the homeschooling journey.



ANSWERS KEY: LESSON THREE

What is the eclectic approach in homeschooling?

A1: methods, styles, and doctrines to create a personalized learning program for children. It embraces diversity and flexibility in education.

A2: Homeschooling allows families the freedom to draw inspiration from various educational sources, unlike traditional public or private schools. This freedom enables them to select what works best for their unique needs and preferences, making it inherently eclectic.

A3: Cathy Duffy, a renowned homeschool curriculum expert, describes eclectic homeschooling as combining the best ideas that work for a family. She suggests it often requires more from parents and is best suited for those with some experience and confidence in homeschooling.

A4: The steps include:

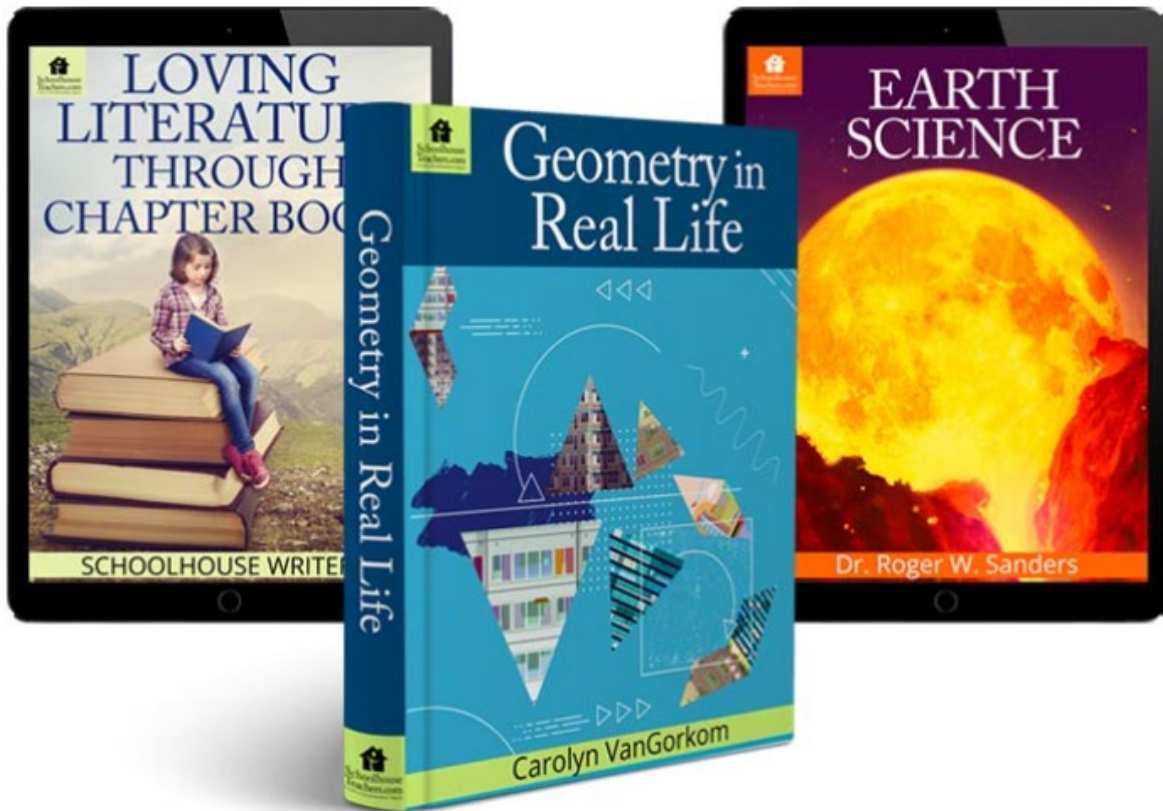
- Defining your educational philosophy.
- Researching various educational approaches and aligning them with your philosophy.
- Investigating curricula that match your family's goals and interests.
- Observing your child's learning style and tailoring the program accordingly.
- Creating a personalized record-keeping system to track your child's progress effectively.

A5: The key principle is flexibility and customization. Families can choose elements from different educational methods and philosophies to create a tailored educational experience that meets their specific needs and preferences.

NOTES SECTION



Click on the image to access a deep discount for online curriculum available through
SchoolHouseTeachers.com (SAVE \$80)
Advertisement



“Great curriculum, with so many options. My son is growing in his faith and enjoying a well-rounded education. We can’t say enough good things about it!”
—April Bolivar



SchoolhouseTeachers.com
A division of The Old Schoolhouse®

[Click here to learn more!](#)



Within this workbook, we delve into eleven distinct educational methodologies. These encompass the philosophies of Charlotte Mason, Classical, Eclectic, Montessori, Principle Approach, Project-Based Learning, Traditional Textbook, Unit Studies, Unschooling, and Waldorf, each presenting a diverse range of homeschooling strategies.

Lesson Four: The Montessori Approach

EXPLORING THE MONTESSORI METHOD: FOSTERING INDEPENDENCE AND LIFELONG LEARNING

The Montessori method, named after Maria Montessori, an Italian educator, physician, and scientist, has a century-long history as an educational approach. It is founded on the principle of fostering children's independence. This section explores the processes involved in implementing the Montessori method within a homeschooling context.



OBSERVATION AND HANDS-ON LEARNING

Maria Montessori's journey began with teaching disadvantaged children in Rome. She observed that when children engage in hands-on activities like cleaning up and meal preparation, they absorb knowledge without the need for formal instruction. This method initially targeted preschool-aged children but later expanded to include students up to adolescence.

KEY COMPONENTS OF MONTESSORI METHOD

1. Allowing Children to Be Small People:

The core principle of the Montessori method is treating children as capable individuals. It involves not underestimating their abilities but rather allowing them to perform tasks like cooking, laundry, and gardening from a young age.

2. Child-Centered Learning:

Montessori classrooms or homeschool setups prioritize child-centered learning. Instead of rigid schedules, children are given choices and encouraged to work at their own pace. Teachers observe and adapt the environment to meet individual developmental needs.

3. Self-Assessment and Self-Correction:

Students in Montessori education are taught to self-assess and self-correct their work. This promotes independence, critical thinking, and problem-solving skills.

4. Hands-On Learning Centers:



Incorporating Montessori principles into your homeschooling approach involves setting up hands-on learning centers. These centers encourage children to explore and learn independently. They are not told how to use the materials but are allowed to discover and engage with them on their terms.

MATERIALS FOR LEARNING

Ensure that your homeschooling space is equipped with age-appropriate learning materials. These may include books, craft supplies, and nature items that children can explore independently. Montessori focuses on providing a prepared environment to facilitate learning.

No Set Curriculum:

Unlike traditional education systems, the Montessori method doesn't rely on a fixed curriculum. Instead, it provides a philosophy and encourages parents and teachers to create learning experiences using hands-on materials, allowing children to progress at their own pace.

Examples of Montessori Activities:

Beth shares practical examples of Montessori-inspired activities for different age groups. These include lacing practice with shoestrings, tracing letters and counting with dry-erase markers, matching counting bears to pattern cards, and working with wooden puzzles.

Life Skills and Fine Motor Activities:

Montessori education emphasizes life skills and fine motor development. Children can engage in activities such as dressing themselves, slicing bananas with a butter knife, matching colors and shapes, and practicing finger strength with activities like using clothespins.

Adapting Montessori for Older Students:

Montessori principles can be applied to older students by encouraging them to collect items from nature, learn practical skills, and explore hands-on activities that align with their interests and developmental stage.

In conclusion, the Montessori method offers a unique and child-centered approach to education. By allowing children to explore, learn at their own pace, and develop independence, parents can create a nurturing homeschooling environment that fosters a love for learning and prepares children for a lifetime of self-discovery and success. Whether you choose to follow a curriculum or create your own activities, the Montessori method can be a valuable resource in your homeschooling journey.

QUESTIONS RELATED TO LESSON FOUR, THE MONTESSORI APPROACH

Q1: What is the foundational principle of the Montessori method according to Maria Montessori?

Q2: How does the Montessori approach differ from traditional education systems in terms of curriculum?



Q3: What are some examples of activities that exemplify the Montessori approach for different age groups?

Q4: How does the Montessori method promote independence and critical thinking skills?

Q5: How can the Montessori principles be adapted for older students within a homeschooling context?

Questions and answer keys are intended to assist parents and individuals contemplating homeschooling in gaining a deeper comprehension of the crucial measures and factors essential to the homeschooling journey.

ANSWERS KEY: LESSON FOUR

A1: The core principle of the Montessori method is treating children as capable individuals and fostering their independence by allowing them to engage in tasks like cooking, laundry, and gardening from a young age.

A2: Unlike traditional education systems, the Montessori method doesn't rely on a fixed curriculum. It provides a philosophy and encourages parents and teachers to create learning experiences using hands-on materials, allowing children to progress at their own pace.

A3: Examples include lacing practice with shoestrings, tracing letters and counting with dry-erase markers, matching counting bears to pattern cards, working with wooden puzzles, dressing themselves, slicing bananas with a butter knife, matching colors and shapes, and practicing finger strength with activities like using clothespins.

A4: It promotes independence and critical thinking by encouraging self-assessment and self-correction of work, fostering hands-on learning centers, and allowing children to explore and learn independently without direct instructions on how to use materials.

A5: For older students, Montessori principles can be applied by encouraging them to collect items from nature, learn practical skills, and explore hands-on activities that align with their interests and developmental stage, fostering independence and a love for learning.



NOTES SECTION

failure

A TEMPORARY STATE WHERE THE MOST VALUABLE LESSONS ARE LEARNED.

leadership

INSPIRING OTHERS TO ACHIEVE, SERVING THEM SO THEY CAN, AND CELEBRATING THEM WHEN THEY DO.

success

THE PREDICTABLE RESULT OF HARD WORK, PATIENCE, SACRIFICE, AND LEARNING PUT INTO PRACTICE EVERY DAY.



Within this workbook, we delve into eleven distinct educational methodologies. These encompass the philosophies of Charlotte Mason, Classical, Eclectic, Montessori, Principle Approach, Project-Based Learning, Traditional Textbook, Unit Studies, Unschooling, and Waldorf, each presenting a diverse range of homeschooling strategies.

Lesson Five: The Principle Approach

EXPLORING THE PRINCIPLE APPROACH: A PATH TO CHRISTIAN EDUCATION AND LIVING

The Principle Approach is a unique educational and life philosophy that aims to revive vital concepts within American Christianity. It seeks to restore the knowledge of Christian history, deepen our understanding of our role in spreading Christianity, and empower individuals to live



according to the Biblical principles upon which the United States was founded. This approach is not just about educating children but about shaping a way of life rooted in Christian values. Visit the official website <https://face.net/> to learn about this approach first hand.

At its core, the Principle Approach hinges on the rediscovery of seven essential Biblical principles that underpinned the founding of the nation and influenced many of the founding fathers. These principles are:

1. **Individuality:** Recognizing that God has created distinct differences in people, nations, and more.
2. **Self-Government:** Understanding that government begins in the heart of man.
3. **Christian Character:** Emphasizing the development of Christ-like character.
4. **"Conscience is the Most Sacred Property:"** Acknowledging the importance of individual conscience.
5. **The Christian Form of Government:** Exploring the Christian foundation of the nation's governance.
6. **Planting the Seed of Local Self-Government i:** Understanding the importance of local governance.
7. **American Political Union:** Examining the Christian principles underlying the nation's political union.

BEDROCK PRINCIPLES THAT SET THE PRINCIPLE APPROACH APART

- The foundational, recurring principles that cement the Truths of God's Word into the unmovable structure of God's natural and moral law
- Providing the path of reasoning for all of life and learning (as opposed to reasoning from man's limited, subjective wisdom that is blown about by every wind of doctrine or cultural trend)
- Requiring that education be based on the bedrock principles of Scripture as the foundation of every subject in the curriculum and the base of reason in all of life



THE PRINCIPLE APPROACH NOTEBOOK METHOD "THE 4 RS"

1. **Researching** the subject, word, or study
2. **Reasoning** through identifying the leading idea and basic principles
3. **Relating** it to other areas of study and the world around them
4. **Recording** what he has learned in his notebook using his writing skills and his own ideas, conclusions, and creativity

EACH NOTEBOOK REFLECTS A UNIQUE INDIVIDUALITY:

- **Reflective Learning:** the student internalizes principles that shape his thinking and behavior, internal to external.
- **Key word study:** using Noah Webster's 1828 American Dictionary of the English Language, students study the meanings of words defined whenever possible from the Bible, their original root and etymology, and research the meaning of other words found in the definition. Through this study, students truly understand the word and gain the ability to articulate an idea, acquire mastery of the English language, and learn its application to history and today.
- **Fine arts and liberal arts emphasis:** building the person from the inside out requires the teacher to encourage the student's creativity, talent, gifts, and inherent skills, seeking each one's unique purpose in Christ.
- **The classroom constitution:** instills Christian character and conscience by empowering the student to take responsibility for his own learning and the learning environment where he contractually agrees to practice self-government.
- **Mastery learning:** repetition of basic recurring principles at every grade level, continually applying age appropriate methods to enable the student to internalize and understand his subject of study.

ADVANTAGES OF THE PRINCIPLE APPROACH:

- **Governmental Thinking:** The Principle Approach instills a capacity for "governmental thinking" in students.
- **Cultivating Independent Learners:** It empowers students to become self-reliant learners.
- **Application of Biblical Principles:** It equips students with the ability to apply biblical principles to various aspects of life.
- **Student-Generated Educational Materials:** Students are encouraged to create their own educational resources.

BEFORE ADOPTING THE PRINCIPLE APPROACH, INDIVIDUALS SHOULD CONSIDER SEVERAL QUESTIONS

- **Concern for Christian Principles:** Do you genuinely care about applying Christian principles to your family and nation?
- **Student Responsibility:** Is your child willing to take on significant responsibility for their own learning?
- **Writing Preferences:** Does your child enjoy expressing themselves through writing?
- **Preparation Commitment:** Are you ready to undertake extensive biblical research and teaching preparation?

In conclusion, the Principle Approach offers a unique approach to education and life centered on Christian principles and American history. While it has its strengths and weaknesses, it can be a powerful tool for those who seek to integrate their faith into their learning and daily lives.



QUESTIONS RELATED TO LESSON FIVE, THE PRINCIPLE APPROACH

Q1: What are the foundational principles at the core of the Principle Approach philosophy?

Q2: How does the Principle Approach encourage students to engage with their studies?

Q3: What distinguishes the Principle Approach from other educational methodologies?

Q4: What advantages does the Principle Approach offer to students?

Q5: What considerations should individuals ponder before embracing the Principle Approach?

Questions and answer keys are intended to assist parents and individuals contemplating homeschooling in gaining a deeper comprehension of the crucial measures and factors essential to the homeschooling journey.

ANSWERS KEY: LESSON FIVE

A1: The foundational principles are Individuality, Self-Government, Christian Character, the sanctity of Conscience, the Christian Form of Government, Local Self-Government, and American Political Union.

A2: Through the "4 Rs" - Researching, Reasoning, Relating, and Recording in their notebooks, which involves deep study, critical thinking, application to real-world scenarios, and personal reflection.

A3: It stands out by basing all education on bedrock Biblical principles, emphasizing reasoning from God's Word rather than human wisdom, and focusing on individualized learning that integrates Christian values into all subjects.

A4: It instills "governmental thinking," cultivates independent learners, teaches the application of biblical principles, and encourages the creation of student-generated educational materials.

A5: They should reflect on their commitment to applying Christian principles, the child's willingness to take responsibility for their learning, the child's writing preferences, and the readiness for extensive biblical research and teaching preparation.



Click here to learn more about accessing a deep discount for online curriculum available through
SchoolHouseTeachers.com (SAVE \$80)
Advertisement

AFFORDABLE FAMILY EDUCATION



Within this workbook, we delve into eleven distinct educational methodologies. These encompass the philosophies of Charlotte Mason, Classical, Eclectic, Montessori, Principle Approach, Project-Based Learning, Traditional Textbook, Unit Studies, Unschooling, and Waldorf, each presenting a diverse range of homeschooling strategies.

Lesson Six: Project-Based Learning

THE REAL DEAL: PROJECT-BASED LEARNING FOR KIDS

Project-based learning (PBL) is an engaging and immersive educational approach that goes beyond making fancy brochures or cute posters. It's about cultivating a deeper understanding of concepts and real-world problem-solving skills in students. In this article, we'll outline the key steps to ensure your child experiences authentic project-based learning at home.



- 1. Student-Centered Focus:** True PBL is centered around students, not parents or teachers. The learning process should be driven by the child's interests and curiosity. Begin by discussing potential project topics with your child. It's crucial to find a problem or guiding question that sparks their curiosity and enthusiasm.
- 2. Active Engagement:** Active engagement is a cornerstone of PBL. Students should actively explore information, content, and processes. Encourage them to think critically, creatively, and collaboratively throughout the project. These 21st-century skills are invaluable in today's world.
- 3. Real-World Challenges:** PBL thrives on real-world challenges. Avoid projects that involve mere memorization and regurgitation. Instead, focus on issues that matter to your child and their community. The goal is to have them delve deep into topics that have real-world significance.
- 4. Problem Identification:** Start by defining a problem or guiding question that goes beyond simple Google searches. Involve your child in this process; their input can be invaluable. The problem should be a driving force throughout the project.
- 5. Multiple Solutions and Skills:** Encourage your child to brainstorm multiple solutions to the problem. This is where 21st-century skills like creative thinking, critical thinking, collaboration, and communication come into play. Emphasize that the journey of learning is as important as the final product.
- 6. Real-World Application:** Ensure that the project has a real, authentic purpose or a tangible application in the real world. This will motivate your child to invest more effort and creativity into the project.
- 7. Set Expectations:** Use rubrics to set clear expectations for what your child should learn and achieve during the project. This helps them understand the objectives and milestones.



8. Student-Led Process: Empower your child to take charge of the learning process. Your role is that of a facilitator, not a micromanager. Encourage them to set goals, manage their time effectively, and refer back to the rubric to track progress.

9. Authentic Audience: Connect your child with an authentic audience. This might be a mentor, a local business professional, or someone related to the project's theme. Having someone to share their work with makes the learning process more purposeful.

10. Reflect and Evaluate: Finally, sit down with your child to reflect on the project. Discuss what went well and what could be improved. Encourage them to self-assess their progress and consider how they feel about the process.

In summary, project-based learning is about fostering student-centered, active, and meaningful learning experiences. It promotes critical thinking, problem-solving, and real-world relevance. By following these steps, you can ensure that your child not only creates impressive final products but also gains invaluable skills and knowledge through the process. Embrace the power of PBL to nurture your child's passion for learning and problem-solving.

QUESTIONS RELATED TO LESSON SIX, PROJECT-BASED LEARNING

Q1. What is the primary focus of project-based learning (PBL)?

Q2. What are the essential elements of active engagement in PBL?

Q3. How should a problem be identified in a project-based learning approach?

Q4. Why is it crucial to encourage brainstorming multiple solutions in PBL?

Q5. What is the role of the facilitator in project-based learning?

Questions and answer keys are intended to assist parents and individuals contemplating homeschooling in gaining a deeper comprehension of the crucial measures and factors essential to the homeschooling journey.



ANSWERS KEY: LESSON SIX

A1: The primary focus of PBL is on students, emphasizing their interests, curiosity, and driving the learning process based on their motivations.

A2: Active engagement in PBL involves encouraging students to explore information, think critically, be creative, and collaborate while delving into real-world challenges.

A3: To identify a problem in PBL, involve the child in defining a guiding question that goes beyond simple searches and matters to them and their community. The problem should serve as a driving force throughout the project.

A4: Encouraging multiple solutions in PBL nurtures 21st-century skills like creative thinking, critical thinking, collaboration, and communication, emphasizing that the learning journey is as important as the final product.

A5: The facilitator in PBL, typically a parent or teacher, empowers the child to take charge of the learning process, setting goals, managing time effectively, and acting as a guide rather than a micromanager.

NOTES SECTION



Within this workbook, we delve into eleven distinct educational methodologies. These encompass the philosophies of Charlotte Mason, Classical, Eclectic, Montessori, Principle Approach, Project-Based Learning, Traditional Textbook, Unit Studies, Unschooling, and Waldorf, each presenting a diverse range of homeschooling strategies.

Lesson Seven:

Thomas Jefferson Education

UNLOCKING THE ESSENCE OF TJED: A GUIDE TO TRANSFORMATIONAL EDUCATION

In a [video transcript](#) by, Ian Cox and his wife, Emma Cox, they provide a comprehensive overview of the principles and philosophy behind TJEd (Thomas Jefferson Education). TJEd is an innovative educational approach that focuses on nurturing the inner genius of each student and providing a personalized, inspiring, and transformative learning experience. In this article, we will break down the key steps outlined in their discussion to help you understand the core principles of TJEd. [Watch Video Now](#)



1. **Discover the Inner Genius:** The foundation of TJEd lies in the belief that every student possesses an inner genius. The first step is to recognize and acknowledge this potential for greatness within each individual.
2. **Continual Assessment and Mentorship:** To achieve the best educational outcomes, mentors (teachers, parents, or leaders) should continually assess what each student needs and provide personalized guidance accordingly. The role of a mentor is not just to teach but also to inspire and help students discover their unique path.
3. **Passion-Driven Learning:** Students thrive when they pursue topics and ideas they are genuinely passionate about. TJEd encourages students to explore their natural interests and passions, with mentors guiding and expanding upon these areas of enthusiasm.
4. **Focus on Learning, Not Systems:** The focus of education should always be on learning itself, not on educational systems or bureaucratic processes. A great mentor prioritizes the learning journey of their students above all else.
5. **Discovering Life Purpose:** TJEd emphasizes the importance of identifying, discovering, and developing a life purpose for each student. The inner genius of an individual is destined for a specific purpose, and education should prepare them for it.
6. **The Role of Mentors:** Mentors play a pivotal role in inspiring and personalizing education for each student. They should set the example, expand students' interests, and help them discover their passions.



7. **Student Responsibility:** While mentors inspire and guide, students have a significant responsibility for their own education. They must actively engage in studying and learning, taking ownership of their growth.
8. **Parents and Teachers as Experts:** Parents are considered the ultimate experts in their homes, while teachers and mentors are the experts in their classrooms. This recognition of expertise empowers both parents and educators to shape a student's educational journey.
9. **Embracing Mistakes:** Education is a journey filled with challenges and mistakes. Embracing these missteps as opportunities for growth and learning is an essential aspect of the TEd philosophy.
10. **The Power of Mentorship:** One of the most powerful ways to become a better mentor is to reflect on the qualities that made your own mentors great. Emulating those traits and applying them to your mentorship journey helps personalize education for each student.
11. **A Fun and Exciting Journey:** Despite its complexities, the TEd philosophy is an exciting and empowering approach to education. It encourages individuals to trust the process, embrace the learning curve, and find joy in the journey.
12. **Further Resources:** To delve deeper into **TEd** and its principles, it is recommended to explore Rachel's three-video series. Additionally, for personalized mentoring and guidance, Oliver and Rachel offer a course designed to revolutionize your homeschooling experience.

Conclusion: TEd is not just an educational philosophy; it is a transformative approach to learning that recognizes the uniqueness and potential of every student. By following these steps and principles outlined by Ian and Emma Cox, you can embark on a journey that not only enhances your educational experience but also empowers you to inspire and nurture the inner genius of those you mentor.

QUESTIONS RELATED TO LESSON SEVEN, THOMAS JEFFERSON EDUCATION

Q1: What is the foundational belief of TEd (Thomas Jefferson Education)?

Q1: What role do mentors play in TEd, and how do they support students' learning?

Q1: How does TEd approach student learning based on interests and passions?

Q1: What is the primary focus of education according to TEd?



Q1: Why is the discovery of life purpose emphasized in TJEd?

Questions and answer keys are intended to assist parents and individuals contemplating homeschooling in gaining a deeper comprehension of the crucial measures and factors essential to the homeschooling journey.

ANSWERS KEY: LESSON SEVEN

A1: The foundational belief of TJEd is that every student possesses an inner genius that should be recognized and acknowledged.

A2: Mentors continually assess students' needs, provide personalized guidance, and inspire students to discover their unique paths, not just teach but also nurture their passions.

A3: TJEd encourages students to explore their natural interests and passions, guiding and expanding upon these areas of enthusiasm to foster a passion-driven learning environment.

A4: The primary focus in TJEd is on learning itself, prioritizing the learning journey of students over educational systems or bureaucratic processes.

A5: TJEd emphasizes identifying and developing a life purpose for each student, recognizing that every individual's inner genius is destined for a specific purpose, and education should prepare them for it.

NOTES SECTION



Within this workbook, we delve into eleven distinct educational methodologies. These encompass the philosophies of Charlotte Mason, Classical, Eclectic, Montessori, Principle Approach, Project-Based Learning, Traditional Textbook, Unit Studies, Unschooling, and Waldorf, each presenting a diverse range of homeschooling strategies.

Lesson Eight: Traditional Textbook

A NEW PERSPECTIVE ON HOMESCHOOLING MOVING BEYOND THE TRADITIONAL TEXTBOOK APPROACH

Homeschooling has gained popularity as an alternative to traditional public or private schooling. Families who choose to educate their children at home often have a multitude of options when it comes to curriculum and teaching styles. In this article, we will focus on the traditional textbook/worktext approach to homeschooling. We'll explore the considerations before choosing this method, its advantages, and its disadvantages.



CONSIDERATIONS BEFORE CHOOSING THE TRADITIONAL TEXTBOOK APPROACH:

Homeschooling can be a rewarding endeavor, but it's essential to consider various factors before opting for the traditional textbook approach. Here are some key considerations:

- Familiarity:** Many parents grew up in the traditional school system, so they are familiar with textbooks as the primary teaching resource. This can provide a sense of comfort when transitioning to homeschooling.
- Age-Appropriateness:** Textbooks are designed to align with specific grade levels and age groups. This can make it easier for parents to select materials that match their child's educational level.
- Scope and Sequence:** Textbooks often follow a predefined scope and sequence, ensuring that students cover all necessary topics in a logical order. This can be reassuring for parents who worry about missing essential subjects.
- Expert-Curated Content:** Textbooks are typically authored by educational experts who consider state and national standards. This ensures that the content is comprehensive and up-to-date.
- Measurable Progress:** Many traditional textbook programs offer standardized tests, allowing parents to assess their child's progress and identify areas that may need more attention.

ADVANTAGES OF THE TEXTBOOK/WORKTEXT APPROACH:

The traditional textbook approach to homeschooling offers several advantages:

- Clear Structure:** Textbooks provide a clear structure for both students and parents. They include lesson plans, objectives, and step-by-step instructions, making it easier for parents to facilitate learning.



- b. **Expert Guidance:** Textbooks are created by professionals who understand the subject matter and educational standards. Parents can trust that the content is well-researched and suitable for their child's age and grade level.
- c. **Age-Appropriate Materials:** Textbooks are designed to cater to different age groups, ensuring that the content is neither too advanced nor too basic for the student.
- d. **Independence:** As students progress through middle and high school, they can work more independently from their textbooks, which can alleviate the need for constant parental oversight.
- e. **Measurable Progress:** The inclusion of standardized tests can provide a concrete way to gauge a student's understanding of the material and track their academic development.

DISADVANTAGES OF THE TEXTBOOK/WORKTEXT APPROACH:

Despite its advantages, the traditional textbook approach also comes with some drawbacks:

- a. **Parental Involvement:** Textbooks often require a substantial amount of parental involvement, especially for younger students. This can be time-consuming for parents with multiple children or other responsibilities.
- b. **Limited Flexibility:** The structured nature of textbooks can limit flexibility in teaching. Parents may feel bound to follow the prescribed curriculum and struggle to adapt it to their child's unique needs and learning style.
- c. **Cost:** Purchasing textbooks and related materials can be expensive, especially when homeschooling multiple children.
- d. **Potential for Burnout:** The need to manage multiple subjects and grade levels can lead to parental burnout. It's essential to strike a balance between structured learning and freedom in the homeschool environment.
- e. **Standardized Testing Pressure:** Relying on standardized tests can put pressure on students to perform well, potentially leading to stress and anxiety.

CONCLUSION:

The traditional textbook/worktext approach in homeschooling provides a structured and comprehensive way to educate your children at home. It offers clear benefits, such as expertly curated content, measurable progress, and age-appropriate materials. However, it's crucial to consider the level of parental involvement, the cost of materials, and the potential drawbacks like limited flexibility and standardized testing pressure.

Ultimately, the decision to use traditional textbooks in your homeschool should align with your child's educational needs, your teaching style, and your family's unique circumstances. As you embark on your homeschooling journey, remember that there are various teaching methods available, and it's essential to find the one that best suits your family's goals and values.

QUESTIONS RELATED TO LESSON EIGHT, THE TRADITIONAL TEXTBOOK APPROACH

Q1: What are some key considerations before choosing the traditional textbook approach in homeschooling?



Q2: What advantages does the textbook/worktext approach offer in homeschooling?

Q3: What are some drawbacks of using the traditional textbook approach in homeschooling?

Q4: How does the article suggest parents should approach the decision of using traditional textbooks in homeschooling?

Q5: What is the conclusion drawn regarding the use of traditional textbooks in homeschooling?

Questions and answer keys are intended to assist parents and individuals contemplating homeschooling in gaining a deeper comprehension of the crucial measures and factors essential to the homeschooling journey.

ANSWERS KEY: LESSON EIGHT

A1: Considerations include familiarity with traditional school systems, age-appropriateness of materials, the scope and sequence of content, expert-curated educational materials, and the ability to measure a student's progress through standardized tests.

A2: Advantages include providing a clear structure for both students and parents, expertly curated content, age-appropriate materials, the potential for student independence, and a means for measuring a student's progress through standardized tests.


A3: Drawbacks encompass the need for substantial parental involvement, limited flexibility in teaching, the potential expense of purchasing materials, the risk of parental burnout, and the pressure standardized testing can place on students.

A4: Parents are advised to consider their child's educational needs, their own teaching style, and their family's unique circumstances. They are encouraged to weigh the benefits and drawbacks of this approach against other available teaching methods to determine what best suits their goals and values.

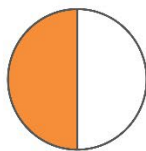
A5: The conclusion emphasizes that while the traditional textbook approach offers structured and comprehensive educational opportunities, it's crucial to consider the level of parental involvement, material costs, and potential drawbacks like limited flexibility and testing pressure. The decision should align with the child's needs, the family's teaching style, and their unique circumstances. The article suggests exploring various teaching methods to find the best fit for the family.



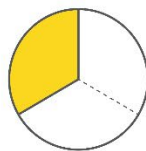
FRACTIONS



one whole



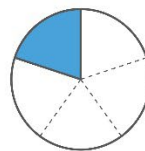
one half



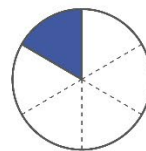
one third



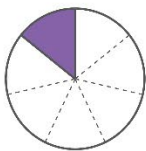
one quarter



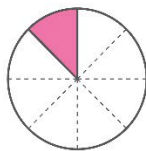
one fifth



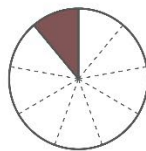
one sixth



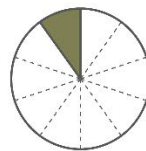
one seventh



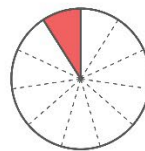
one eighth



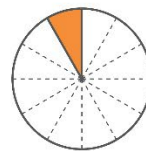
one ninth



one tenth



one eleventh



one twelfth



Within this workbook, we delve into eleven distinct educational methodologies. These encompass the philosophies of Charlotte Mason, Classical, Eclectic, Montessori, Principle Approach, Project-Based Learning, Traditional Textbook, Unit Studies, Unschooling, and Waldorf, each presenting a diverse range of homeschooling strategies.

Lesson Nine: Unit Studies

THE UNIT STUDY APPROACH: A HOLISTIC LEARNING ADVENTURE

In the world of homeschooling and alternative education methods, the Unit Study Approach is gaining popularity for its ability to foster a deep and holistic understanding of subjects by integrating various disciplines. This approach takes a theme or topic and immerses students in it over an extended period, seamlessly blending language arts, science, social studies, math, and fine arts. In this article, we will explore some steps to better understand how the Unit Study Approach works and its strengths and weaknesses.



STEP 1: CHOOSING A THEME OR TOPIC

The heart of a unit study is selecting a theme or topic that captivates both students and educators. It could be anything from birds, historical eras, famous scientists, or even literary classics. The key is to find a subject that can be explored deeply and from various angles.

STEP 2: INTEGRATING MULTIPLE SUBJECTS

Unlike traditional education, which separates subjects into distinct categories, the Unit Study Approach merges them around the chosen theme. For instance, if the theme is birds, students might engage in reading and writing about birds and ornithologists (language arts), studying bird anatomy, flight mechanics, and life cycles (science and math), exploring bird habitats and migration patterns (social studies), creating bird-themed art, and even constructing birdhouses (fine arts and hands-on activities).

STEP 3: PREPARED CURRICULUM VS. DIY

Parents and educators have the option of using prepared unit study curricula, readily available in the market. These resources provide structured lesson plans and materials. Alternatively, creative individuals can craft their own unit studies tailored to their children's interests. History often serves as an excellent core curriculum to build unit studies around, as it connects with a wide range of subjects.

STEP 4: SELF-ASSESSMENT

Before diving into unit studies, it's essential to ask some crucial questions. Are you a creative person who enjoys making learning exciting and fun? Do your children possess diverse interests and learning styles? Can you accept the possibility of educational "gaps" in your children's learning journey? Are you willing to invest time and energy in developing units? These questions help determine if the Unit Study Approach is suitable for your family.



STRENGTHS OF THE UNIT STUDY APPROACH

- **All Ages Can Learn Together:** Unit studies can accommodate a wide range of ages, allowing siblings to learn together.
- **Tailored Learning:** Students can explore topics as deeply or lightly as they wish, fostering individualized learning experiences.
- **Pursuing Family Interests:** The family's unique interests can drive the learning process, making education more engaging.
- **Holistic Understanding:** Students gain a comprehensive understanding of a subject, as knowledge is interconnected.
- **Fosters Curiosity:** The intense focus on one topic sparks curiosity and encourages independent thinking.
- **Natural Learning:** In-depth study of a single topic aligns with how humans naturally learn and remember.
- **Ease of Creation:** Unit studies are relatively easy to create, providing flexibility in the learning process.

WEAKNESSES OF THE UNIT STUDY APPROACH

- **Potential Gaps:** It's possible to overlook certain educational areas, leading to gaps in knowledge.
- **Assessment Challenges:** Measuring the level of learning can be challenging without traditional grading systems.
- **Record Keeping:** Maintaining records of progress may require extra effort.
- **Cost:** Prepared unit study curricula can be expensive, although DIY options are more budget-friendly.
- **Planning Required:** Crafting your own unit studies demands time and planning.
- **Burnout Risk:** Overloading with too many activity-oriented unit studies can lead to burnout for both teachers and students.
- **Neglected Subjects:** Some subjects may be challenging to integrate into the unit, potentially leading to neglect.

In conclusion, the Unit Study Approach offers a dynamic and engaging way to educate children, allowing them to explore subjects deeply and holistically. While it has its strengths and weaknesses, it can be a valuable tool for parents and educators seeking to nurture their children's curiosity, critical thinking skills, and a love for learning. By carefully selecting themes and subjects and striking a balance between structure and flexibility, the Unit Study Approach can be a transformative educational experience.

QUESTIONS RELATED TO LESSON NINE, THE UNIT STUDY APPROACH

Q1: What is the central focus of the Unit Study Approach in education?



Q2: How does the Unit Study Approach differ from traditional education methods?

Q3: What are some advantages of the Unit Study Approach?

Q4: What challenges or weaknesses are associated with the Unit Study Approach?

Q5: How can one determine if the Unit Study Approach is suitable for their family?

Questions and answer keys are intended to assist parents and individuals contemplating homeschooling in gaining a deeper comprehension of the crucial measures and factors essential to the homeschooling journey.

ANSWERS KEY: LESSON NINE

A1: The Unit Study Approach concentrates on integrating various subjects around a central theme or topic to create a holistic learning experience.

A2: Unlike traditional education, the Unit Study Approach merges multiple subjects around a chosen theme, encouraging a comprehensive exploration of the topic.

A3: Advantages include accommodating various ages for learning together, tailoring education to individual interests, fostering a holistic understanding of subjects, and encouraging curiosity and independent thinking.



A4: Challenges involve the potential for educational gaps, difficulties in assessment without traditional grading, record-keeping efforts, potential costs with pre-made curricula, the time and planning required, and the risk of burnout from activity-oriented studies.

A5: Families can assess their compatibility by considering their inclination for creative and engaging teaching, their children's diverse interests and learning styles, the acceptance of potential educational gaps, and their willingness to invest time and energy in developing unit studies.

NOTES SECTION



Within this workbook, we delve into eleven distinct educational methodologies. These encompass the philosophies of Charlotte Mason, Classical, Eclectic, Montessori, Principle Approach, Project-Based Learning, Traditional Textbook, Unit Studies, Unschooling, and Waldorf, each presenting a diverse range of homeschooling strategies.

Lesson Ten:

The Unschooling Approach

EXPLORING THE UNSCHOOLING APPROACH: NURTURING NATURAL LEARNING

The Unschooling Approach, as coined by 20th-century American educator John Holt, stands in stark contrast to conventional methods of education. Holt believed that children possess an inherent desire to learn, driven by their curiosity, and that traditional teaching methods often hinder rather than foster this innate love for learning. In this article, we will delve into the core principles of the Unschooling Approach and consider its strengths and weaknesses.



THE ESSENCE OF UNSCHOOLING

John Holt's perspective on education is encapsulated in his book, "Teach Your Own," where he asserted that children do not require new curricula but, instead, need greater access to the real world. He emphasized the importance of allowing children ample time and space to reflect on their experiences, to engage in fantasy and play as tools for understanding, and to offer guidance in the form of advice, roadmaps, and guidebooks. These resources help children pursue their individual paths, rather than being directed toward predetermined goals.

Unschooling, in essence, is a less structured approach to learning that grants children the freedom to follow their interests, supported by parental guidance. It immerses the child in an environment enriched with books, learning materials, and interactions with adults who exemplify a lifelong love for learning. Formal academics are only introduced when they become necessary or align with the child's own interests.

Considering Unschooling: Questions to Ask

Before embracing the Unschooling Approach, parents should reflect on several questions:

- Are you comfortable with fewer predefined goals and a more open structure for learning?
- Do your children exhibit strong interests in specific areas?
- Does your family share a natural curiosity and a genuine love for learning?

STRENGTHS OF UNSCHOOLING

The Unschooling Approach offers several notable strengths:

- Requires minimal planning, making it adaptable to a child's evolving interests.



- Capitalizes on "teachable moments," ensuring learning is relevant and engaging.
- Provides children with unhindered access to the real world, fostering independent problem-solving.
- Reduces the risk of academic burnout by allowing children to set their own pace.
- Allows children to explore subjects as deeply or superficially as they wish.
- Encourages a model of learning rooted in discipleship.
- Cultivates self-learners with a genuine passion for acquiring knowledge.

WEAKNESSES OF UNSCHOOLING

While the Unschooling Approach has its merits, it is not without its challenges:

- May inadvertently neglect certain subjects, potentially leading to gaps in knowledge.
- Difficult to assess the level of learning achieved, as it lacks traditional benchmarks.
- Lacks the security of a clearly laid-out educational program, which can be unsettling for some parents.
- Highly child-centered, which might not align with all family dynamics.
- Can be challenging to explain to others, especially those more accustomed to traditional education.
- May have overly optimistic expectations about what children can accomplish independently.

In conclusion, the Unschooling Approach, inspired by John Holt's vision, offers a unique perspective on education that prioritizes nurturing a child's innate curiosity and love for learning. While it may not be suitable for all families or situations, it provides an alternative pathway to education that can result in self-motivated, lifelong learners. Parents considering this approach should carefully weigh its strengths and weaknesses to determine if it aligns with their family's values and goals for their children's education.

QUESTIONS RELATED TO LESSON TEN, THE UNSCHOOLING APPROACH

Q1: What is the core principle of the Unschooling Approach?

Q2: What did John Holt emphasize in his book "Teach Your Own"?



Q3: What are some strengths of the Unschooling Approach?

Q4: What are potential weaknesses of the Unschooling Approach?

Q5: What considerations should parents ponder before embracing the Unschooling Approach?

Questions and answer keys are intended to assist parents and individuals contemplating homeschooling in gaining a deeper comprehension of the crucial measures and factors essential to the homeschooling journey.

ANSWERS KEY: LESSON TEN

A1: The core principle of the Unschooling Approach is to nurture a child's innate curiosity and love for learning by allowing them the freedom to pursue their interests in a less structured learning environment, supported by parental guidance.

A2: In "Teach Your Own," John Holt emphasized that children don't necessarily need new curricula but rather require greater access to the real world. He highlighted the importance of allowing children ample time and space to reflect on experiences, engage in play and fantasy for understanding, and providing guidance in the form of advice, roadmaps, and guidebooks.

A3: Some strengths of the Unschooling Approach include its adaptability to a child's evolving interests, capitalizing on "teachable moments," fostering independent problem-solving by granting access to the real world, reducing academic burnout, allowing children to explore subjects deeply or superficially, and cultivating self-learners passionate about acquiring knowledge.

A4: The potential weaknesses of the Unschooling Approach include the possibility of neglecting certain subjects leading to knowledge gaps, difficulty in assessing learning levels due to the lack of traditional benchmarks, the lack of a clearly laid-out educational program causing unease for some parents, it being highly child-centered which might not align with all family dynamics, and challenges in explaining this approach to those more accustomed to traditional education.

A5: Before embracing the Unschooling Approach, parents should reflect on their comfort level with fewer predefined goals and a more open structure for learning, observe if their children exhibit strong interests in specific areas, and assess whether their family shares a natural curiosity and genuine love for learning.



NOTES SECTION



Within this workbook, we delve into eleven distinct educational methodologies. These encompass the philosophies of Charlotte Mason, Classical, Eclectic, Montessori, Principle Approach, Project-Based Learning, Traditional Textbook, Unit Studies, Unschooling, and Waldorf, each presenting a diverse range of homeschooling strategies.

Lesson Eleven:

The Waldorf Approach

EXPLORING THE WALDORF STYLE OF HOMESCHOOLING: A GUIDE TO ITS UNIQUE APPROACH

Homeschooling has gained popularity in recent years, offering families the flexibility to tailor education to their children's needs and interests. One distinctive approach to homeschooling is the Waldorf style, which strongly emphasizes experiential learning, creativity, and a deep connection with the natural world. This article will briefly overview the key steps and principles of Waldorf homeschooling as outlined in the video below.



1. EMBRACING NATURE AND THE ARTS

Waldorf homeschooling strongly emphasizes learning through the natural world and incorporates various forms of art and hands-on activities into the educational experience. This approach seeks to foster a profound connection between children and nature while encouraging creative expression as a fundamental aspect of learning.

2. IMAGINATIVE PLAY AND EARLY YEARS

In the early years of Waldorf homeschooling, imaginative play takes center stage. Children are encouraged to explore their creativity and imagination, laying the foundation for their future learning journey. This approach recognizes the importance of play in a child's development.

3. TEACHER-DIRECTED LEARNING WITH ACTIVE PARTICIPATION

While Waldorf homeschooling is largely teacher-directed, children actively participate in their education. Multi-sensory activities are a common feature of this approach, engaging students in various ways to enhance their understanding of the subject matter.

4. MAIN LESSONS AND THEMATIC STUDIES

Waldorf homeschooling organizes learning into main lessons or thematic studies. During these periods, children delve deeply into specific topics, often creating their own textbooks to document their learning. This immersive approach helps students comprehensively understand the subjects they study.

5. CURRICULUM AND RESOURCES

The video discussed in the transcript offers valuable resources for parents interested in Waldorf homeschooling. Davene shares book recommendations and curriculum options that align with the Waldorf approach. These resources provide a wide range of options for homeschooling families to explore.



6. INTEGRATION OF THEMES

A unique aspect of Waldorf homeschooling is the integration of themes into the curriculum. Students focus on a particular theme for an extended period, and all aspects of their schooling are interconnected with that theme. This holistic approach allows students to see the connections between different subjects and encourages a deeper understanding of the world around them.

7. THE WALDORF MAIN LESSON

"The Waldorf Main Lesson" by Eric G. Müller is mentioned as an essential resource in the video transcript. This book explains the significance of the main lesson in Waldorf education, how the program is structured, the benefits of this teaching method, and how it evolves throughout the lower, middle, and high school years.

In conclusion, the Waldorf style of homeschooling offers a unique and holistic approach to education, emphasizing creativity, nature, and immersive learning experiences. Parents interested in adopting this method can benefit from exploring the recommended resources and curriculum options mentioned in the video transcript. With a focus on imaginative play, teacher-directed learning, and thematic studies, Waldorf homeschooling provides a rich and engaging educational journey for children at all grade levels.

QUESTIONS RELATED TO LESSON ELEVEN, THE WALDORF APPROACH

Q1: What does Waldorf homeschooling emphasize in its approach to education?

Q2: What is the primary focus during the early years of Waldorf homeschooling?

Q3: How does Waldorf homeschooling balance teacher guidance and student involvement in education?

Q4: How does Waldorf homeschooling structure its educational approach?

Q5: What resources are recommended for parents interested in Waldorf homeschooling?

Questions and answer keys are intended to assist parents and individuals contemplating homeschooling in gaining a deeper comprehension of the crucial measures and factors essential to the homeschooling journey.



ANSWERS KEY: LESSON ELEVEN

A1: Waldorf homeschooling emphasizes a strong connection to nature and incorporates various forms of art and hands-on activities to foster creativity and a profound relationship with the natural world.

A1: The early years of Waldorf homeschooling primarily emphasize imaginative play, encouraging children to explore their creativity and imagination as the foundation for their learning journey.

A1: Waldorf homeschooling involves teacher-directed learning but actively engages children in multi-sensory activities, allowing them to participate actively in their education.

A1: Waldorf homeschooling organizes learning into main lessons or thematic studies where students deeply explore specific topics and often create their own textbooks to document their learning, offering an immersive learning experience.

A1: The video transcript recommends "The Waldorf Main Lesson" by Eric G. Müller and other valuable resources that include book recommendations and curriculum options aligned with the Waldorf approach. These resources offer diverse options for homeschooling families to explore.

NOTES SECTION

ACHIEVEMENT

